



ASSA ABLOY

ASSA ABLOY, the global leader  
in door opening solutions

## ASTRAGALS & MEETING STILES

### CONTENTS:

Astragal and Meeting Stile Gasketing - Split Astragals.....	AM-2-AM-3
Split Astragals with Snap Covers - Concealed Fasteners.....	AM-3
Meeting Stile Gasketing.....	AM-4
Adhesive Astragal/Meeting Stile Seals.....	AM-5
Adjustable Astragals.....	AM-5
"T" and Overlapping Astragals.....	AM-6
Adhesive-Backed Mullion Gasketing.....	AM-7
Offset Security Bar.....	AM-7
Security Astragal.....	AM-7
Locking Astragals.....	AM-10
Locking Wood Astragals.....	AM-10
Outswing Locking Astragals.....	AM-11 - AM-12

### INDEX:

PRODUCT	PAGE	PRODUCT	PAGE	PRODUCT	PAGE
297.....	AM-2	369.....	AM-4	3498.....	AM-9
300.....	AM-4	371.....	AM-4	3572.....	AM-7
303.....	AM-2	372.....	AM-4	3572PP7.....	AM-7
305.....	AM-2	375.....	AM-6	5110.....	AM-7
310.....	AM-3	378.....	AM-7	18041.....	AM-2
311CIN.....	AM-3	3443.....	AM-11	18061.....	AM-2
313.....	AM-4	3444.....	AM-11	29310.....	AM-3
314.....	AM-4	3445.....	AM-12	29324.....	AM-3
316.....	AM-2	3446.....	AM-12	29326.....	AM-3
318.....	AM-3	3447.....	AM-12	34831.....	AM-10
351.....	AM-5	3448.....	AM-12	34832.....	AM-10
352.....	AM-6	3481.....	AM-10	B71.....	AM-4
354.....	AM-5	3483.....	AM-10	OAK349-96.....	AM-8
355.....	AM-6	3493.....	AM-8	Q107.....	AM-12
356.....	AM-6	3494.....	AM-8	Q108.....	AM-10
357.....	AM-6	3495.....	AM-9	S771.....	AM-5
358.....	AM-4	3496.....	AM-9	S772.....	AM-5
359.....	AM-6	3497.....	AM-9	SS71.....	AM-4



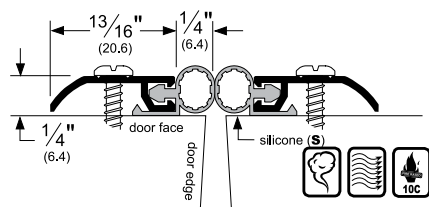
## Astragal and Meeting Stile Gasketing - Split Astragals

- Astragals and meeting stiles with a fire label may be mounted on pairs of doors wherein the gap meets the requirements of **NFPA 80, 2-3.1.7** "The clearance between the meeting edges of doors swinging in pairs on the pull side shall be  $\frac{1}{8}" \pm \frac{1}{16}"$  (3.18mm  $\pm$  1.59mm) for steel doors and shall not exceed  $\frac{1}{8}"$  (3.18mm) for wood doors"

- Order split astragals at two (2) pieces by door height per set of double doors
- Punched with slotted holes for adjustment
- All clear anodized brush products are supplied with gray brush (available with black brush upon request). Other finishes supplied with black brush

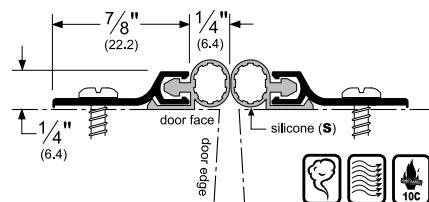
### 297\_S

AVAILABLE FINISHES:  
A, BDG, D, G, PW, SN



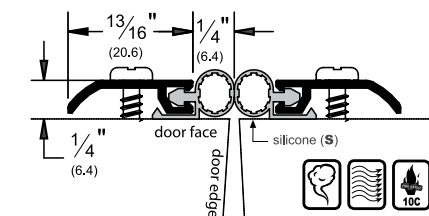
### 303\_S

AVAILABLE FINISHES:  
A, BDG, C, D, G, PW, SN



### 316\_S

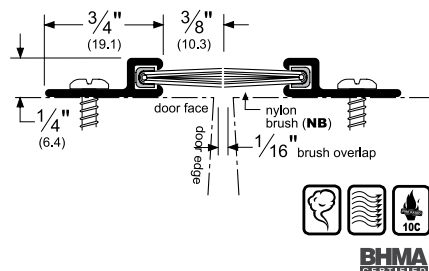
AVAILABLE FINISHES:  
A, BDG, D, G



### 18041\_NB

AVAILABLE FINISHES:  
C, D, G, SN

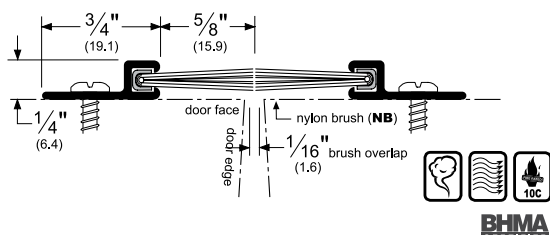
NOTE: Brush should mesh from  $\frac{1}{32}"$  to  $\frac{1}{16}"$ .



### 18061\_NB

AVAILABLE FINISHES:  
C, D, G, SN

NOTE: Brush should mesh from  $\frac{1}{32}"$  to  $\frac{1}{16}"$ .



#### Alternate Inserts For 297

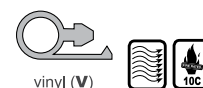
##### 297\_PK

AVAILABLE FINISHES:  
A, BDG, D, G, PW, SN



##### 297\_V

AVAILABLE FINISHES:  
A, BDG, D, G, PW, SN



#### Alternate Inserts For 303

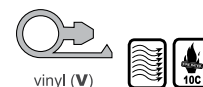
##### 303\_PK

AVAILABLE FINISHES:  
A, BDG, C, D, G, PW, SN



##### 303\_V

AVAILABLE FINISHES:  
A, BDG, C, D, G, PW, SN



#### Alternate Inserts For 316

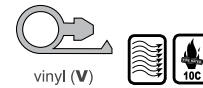
##### 316\_PK

AVAILABLE FINISHES:  
A, BDG, D, G



##### 316\_V

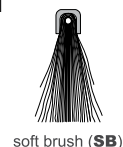
AVAILABLE FINISHES:  
A, BDG, D, G



#### Alternate Inserts For 18041

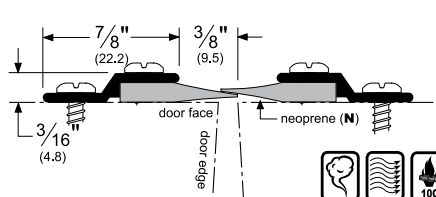
##### 18041\_SB

AVAILABLE FINISHES:  
C, D, G, SN



### 305\_N

AVAILABLE FINISHES:  
B, C, D, G



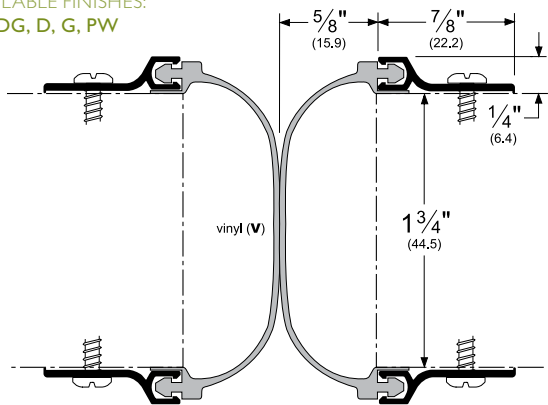
AVAILABLE FINISHES FOR PRODUCTS SHOWN ON THIS PAGE (see General Information section for finish chart)

A (Mill Finish Aluminum) BDG (Bright Dip Gold Anodized) C (Clear Anodized) D (Dark Bronze Anodized) G (Gold Anodized) PW (Painted White) SN (Satin Nickel Anodized) Special finishes available upon request

## Astragal and Meeting Stile Gasketing - Split Astragals (Cont.)

### 318\_V

AVAILABLE FINISHES:  
A, BDG, D, G, PW



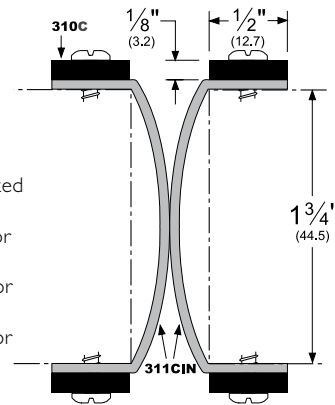
### 310\_\*

#### 311CIN

AVAILABLE FINISHES:  
C, D, G

- Material required for one pair of doors:
  - 4 ea. 310 bars and
  - 2 ea. 311CIN cloth inserted rubber pieces
  - Specify 311CIN3.75 for 1 3/4" thick doors
  - Specify 311CIN4.00 for 2" thick doors
  - Specify 311CIN4.25 for 2 1/4" thick doors

\* Sold individually

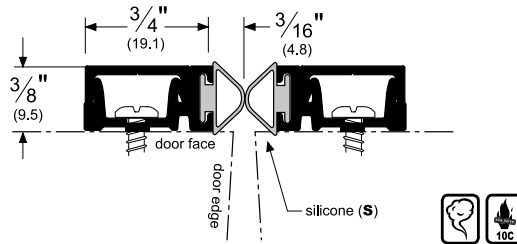


## Split Astragals with Snap Covers – Concealed Fasteners

- Snap cover helps prevent vandalism and adds an attractive finished look by concealing the fasteners

### 29310\_S

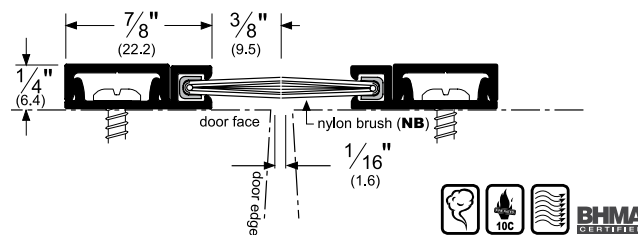
AVAILABLE FINISHES:  
C, D, G



### 29324\_NB

AVAILABLE FINISHES:  
C, D, G

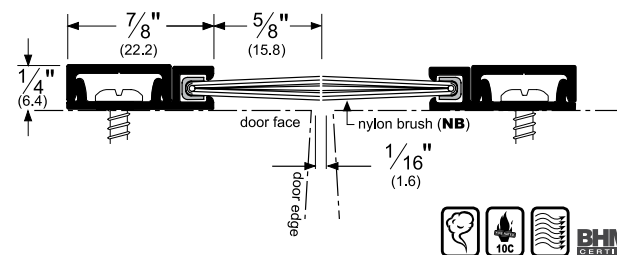
NOTE: Brush should mesh from 1/32" to 1/16".



### 29326\_NB

AVAILABLE FINISHES:  
C, D, G

NOTE: Brush should mesh from 1/32" to 1/16".



#### Alternate Inserts For 29310

#### 29310\_PK

AVAILABLE FINISHES:  
C, D, G



#### 29310\_P

AVAILABLE FINISHES:  
C, D, G



#### 29310\_V

AVAILABLE FINISHES:  
C, D, G



#### Alternate Inserts For 29324

#### 29324\_SB

AVAILABLE FINISHES:  
C, D



AVAILABLE FINISHES FOR PRODUCTS SHOWN ON THIS PAGE (see General Information section for finish chart)

A (Mill Finish Aluminum) B (Mill Finish Extruded Bronze [Brass]) BDG (Bright Dip Gold Anodized) C (Clear Anodized) D (Dark Bronze Anodized) G (Gold Anodized) PW (Painted White) SN (Satin Nickel Anodized) Special finishes available upon request

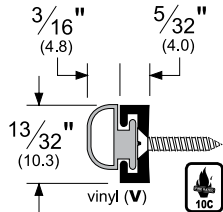
## Meeting Stile Gasketing

- Astragals / Meeting Stiles with a fire label may be mounted on pairs of doors wherein the gap meets the requirements of NFPA 80, 2-5.4

- These products (except \_71) do not work well on beveled-edge pairs of doors

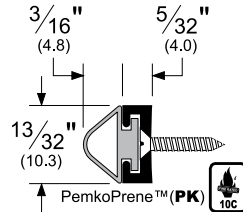
### 369\_V

AVAILABLE FINISHES:  
A, D, G



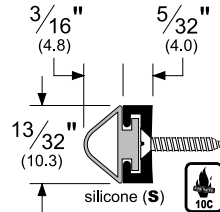
### 369\_PK

AVAILABLE FINISHES:  
A, D, G



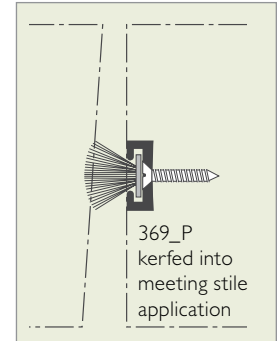
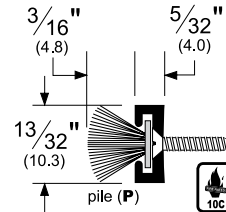
### 369\_S

AVAILABLE FINISHES:  
A, D, G



### 369\_P

AVAILABLE FINISHES:  
A, D, G



### A371P

### A372P

- Available in 84" and 96" lengths
- Available in gray pile only
- Fasten with nails or staples through pile and backing, or use adhesive. Fasteners not supplied
- Pile and backing do not separate

### 300\_P

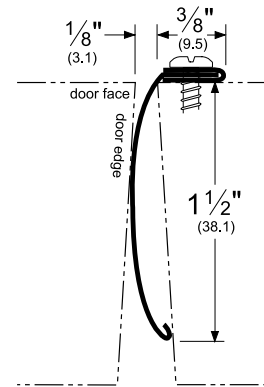
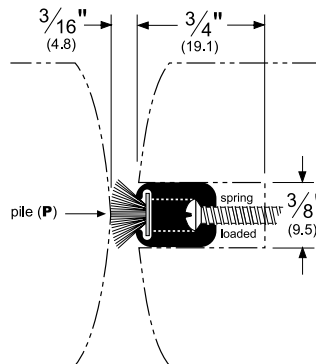
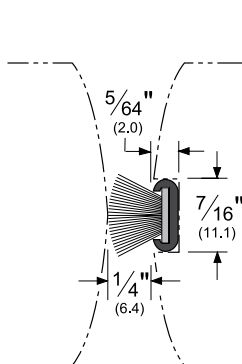
AVAILABLE FINISHES:  
B, C, D, G

- For a 3/8" gap (or smaller) between doors
- Spring-loaded from back side

### B71

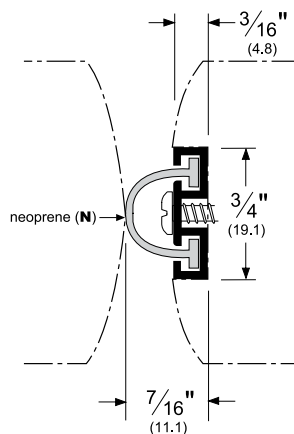
### SS71

- .008 gauge hemmed spring bronze with .015 gauge brass retainer
- .008 gauge hemmed stainless steel with .020 gauge stainless steel retainer
- Available in 96" length only



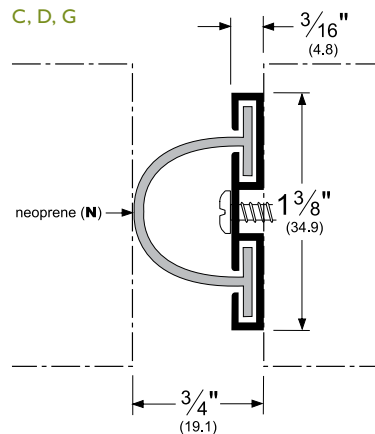
### 313\_N

AVAILABLE FINISHES:  
A, D, G



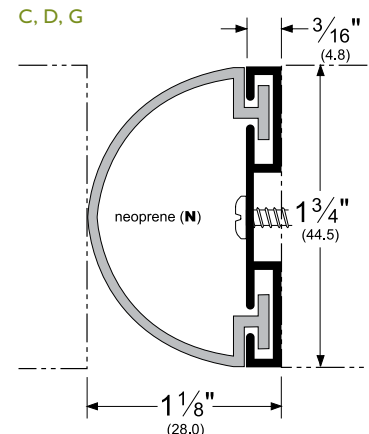
### 314\_N

AVAILABLE FINISHES:  
C, D, G



### 358\_N

AVAILABLE FINISHES:  
C, D, G



AVAILABLE FINISHES FOR PRODUCTS SHOWN ON THIS PAGE (see General Information section for finish chart)

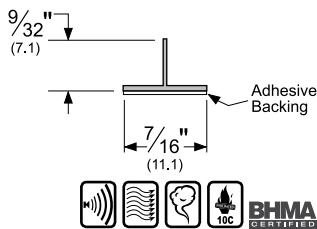
A (Mill Finish Aluminum) B (Mill Finish Extruded Bronze [Brass]) B (Hemmed Spring Bronze) C (Clear Anodized) D (Dark Bronze Anodized) G (Gold Anodized) SS (Stainless Steel) Special finishes available upon request

## Adhesive Astragal/Meeting Stile Seals

- The **S771** and **S772** astragal/meeting stile seals can be installed on virtually any pair of doors where sound attenuation is required. These products seal the opening to prevent heat loss, retard the passage of smoke, and act as a weatherization product
- Excellent resistance to compression set, particularly at elevated temperatures and for extended periods of time
- Stays flexible between -58°F and 450°F with very high resistance to flex fatigue
- Maintains a low closing force
- Easy installation requires no mechanical fasteners; can be cut to size in the field

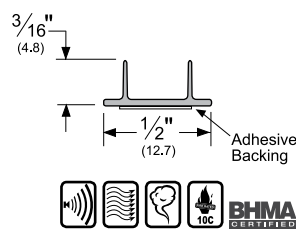
### S771\_

AVAILABLE FINISHES: **C, D, W**  
AVAILABLE LENGTHS: 7', 8', 9', 10'



### S772\_

AVAILABLE FINISHES: **D, W**  
AVAILABLE LENGTHS: 7', 8', 10'



#### Notes For All Adhesive Gasketing:

Storage and shelf life: All adhesive gaskets have a limited shelf life. This product must be installed within 6 months of purchase and must be stored between 50°F and 100°F.

For further notes/details, please see Adhesive Gasketing section.

## Adjustable Astragals

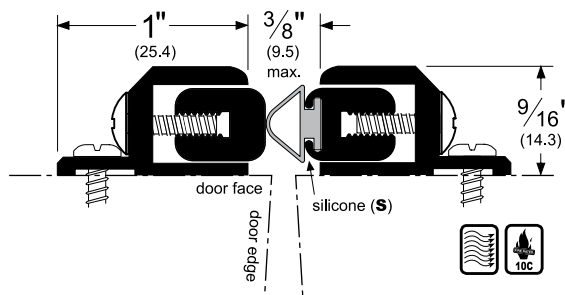
- Available in 84", 96" and 120" lengths
- When used as split astragals on double doors, two lengths must be ordered: one for each door

### 351\_S

AVAILABLE FINISHES:  
**B, C, D, G**

- Surface applied

### 351\_ / 351\_S

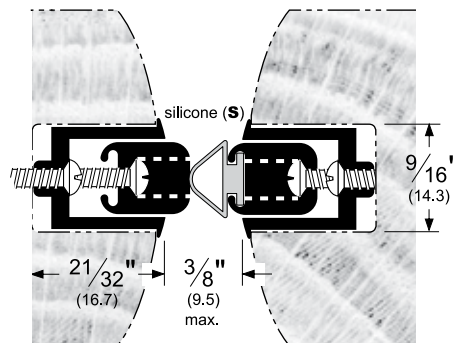


### 354\_S

AVAILABLE FINISHES:  
**B, C, D, G**

- Fully mortised

### 354\_ / 354\_S



#### Alternate Inserts For 351

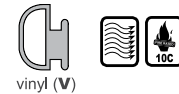
##### 351\_PK

AVAILABLE FINISHES:  
**B, C, D, G**



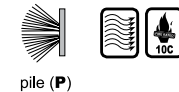
##### 351\_V

AVAILABLE FINISHES:  
**B, C, D, G**



##### 351\_P

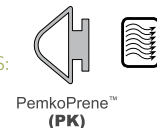
AVAILABLE FINISHES:  
**B, C, D, G**



#### Alternate Inserts For 354

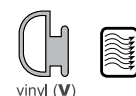
##### 354\_PK

AVAILABLE FINISHES:  
**B, C, D, G**



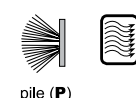
##### 354\_V

AVAILABLE FINISHES:  
**B, C, D, G**



##### 354\_P

AVAILABLE FINISHES:  
**B, C, D, G**

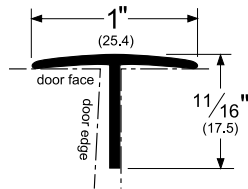


AVAILABLE FINISHES FOR PRODUCTS SHOWN ON THIS PAGE (see General Information section for finish chart)  
**BL** (Black) **C** (Clear Anodized) **D** (Dark Bronze Anodized) **G** (Gold Anodized)  
Special finishes available upon request

## "T" and Overlapping Astragals

### 359\_

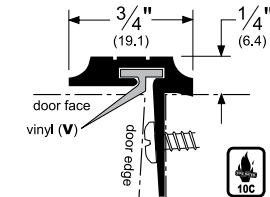
AVAILABLE FINISHES:  
A, B, BDG, DW



### 356\_V

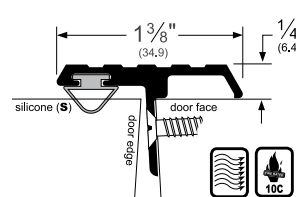
AVAILABLE FINISHES:  
A, BDG, D, PW, SN

- Countersink drilling with countersunk flathead screws also available upon request at no extra charge



### 355\_S

AVAILABLE FINISHES:  
B, BDG, C, D, G, PW, SN



### Alternate Inserts For 355

#### 355\_V

AVAILABLE FINISHES:  
B, BDG, C, D, G, PW, SN



#### 355\_P

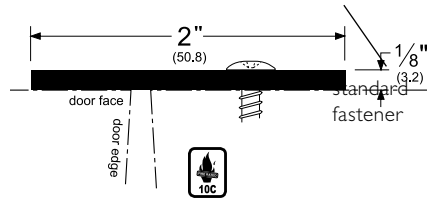
AVAILABLE FINISHES:  
B, BDG, C, D, G, PW, SN



### 357\_ 357\_ND

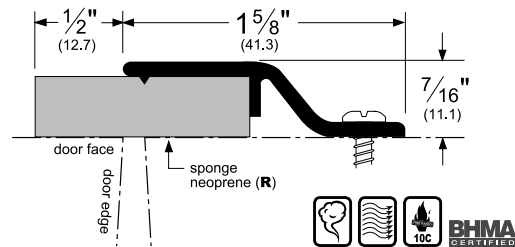
AVAILABLE FINISHES:  
C, D, G, SP, SS (#4 Finish & #4 Edge)

- "ND" denotes "no drill" (unless specified "ND", astragals are drilled)
- Standard fastener is #10 x 1" Truss Head SMS



### 375\_R

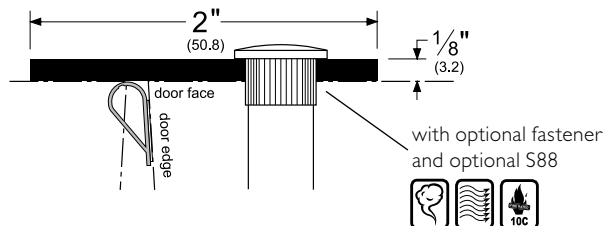
AVAILABLE FINISHES:  
B, C, D, G



### 357\_ with S88

AVAILABLE FINISHES:  
SP, SS (#4 Finish & #4 Edge)

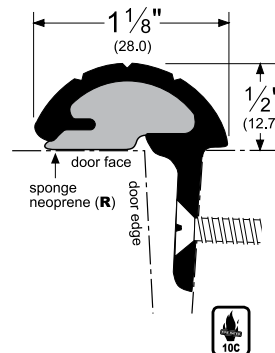
- 1/4" - 20 machine screws and thru-bolts must be ordered separately at additional cost
- Standard fastener is #10 x 1" Truss Head SMS
- S88 (see Adhesive Gasketing section) must be ordered separately at an additional cost, if required



### 352\_R

AVAILABLE FINISHES:  
C, D, G

For reverse bevel doors



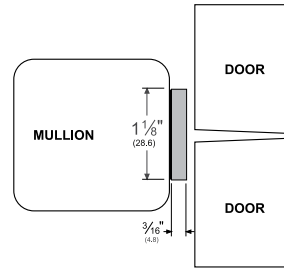
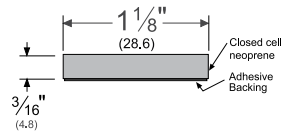
AVAILABLE FINISHES FOR PRODUCTS SHOWN ON THIS PAGE (see General Information section for finish chart)

A (Mill Finish Aluminum) B (Mill Finish Extruded Bronze [Brass]) BDG (Bright Dip Gold Anodized) C (Clear Anodized) D (Dark Bronze Anodized) G (Gold Anodized) PW (Painted White) SN (Satin Nickel Anodized) SP (Galvanneal Steel) SS (See Individual Part) Special finishes available upon request

## Adhesive-Backed Mullion Gasketing

### 5110\_

AVAILABLE FINISH: **BL**  
AVAILABLE LENGTHS: 120"



## Offset Security Bar

- For use on single outswing wood or metal doors
- Covers gap between the door and jamb for the full door height, preventing prying and manipulation

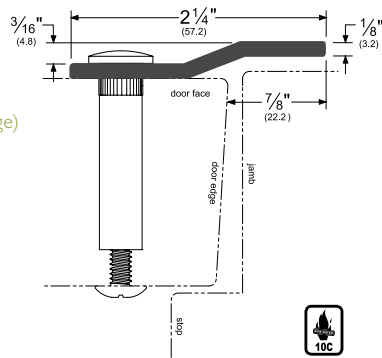
### 3572\_

#### 3572\_ND

AVAILABLE FINISHES:  
**SP, SS** (#4 Finish & #4 Edge)

AVAILABLE LENGTHS:  
80", 84" and 96"

**10 GAUGE**

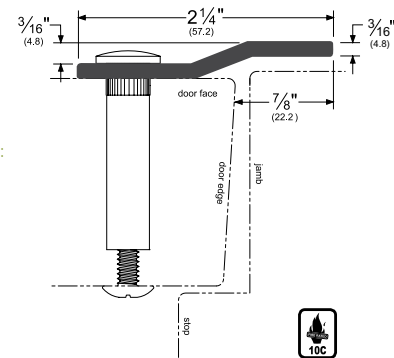


### 3572PP7

3572PP7ND  
AVAILABLE FINISHES:  
**PP**

AVAILABLE LENGTHS:  
84"

**7 GAUGE**



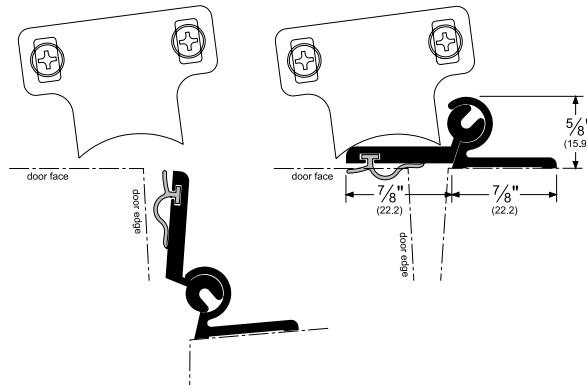
## Security Astragal

- Automatic security astragal for outswing pairs of wood and metal doors
- Discourages manipulation of panic-type hardware
- Astragal is held flush against other door by 1/2" thick cam (cam and mounting screws included)
- Anodized aluminum with vinyl seal and stainless steel operating spring

- Either door may be active without requiring a coordinator
- Only available in 86" and 96" lengths. Parts can be trimmed 12" maximum from each end
- Should be mounted prior to attaching panic hardware to eliminate the problem of interference
- Must be installed on the inside and top of a pair of outswing doors

### 378\_

AVAILABLE FINISHES:  
**C, D, G**



AVAILABLE FINISHES FOR PRODUCTS SHOWN ON THIS PAGE (see General Information section for finish chart)  
**B** (Mill Finish Extruded Bronze [Brass]) **C** (Clear Anodized) **D** (Dark Bronze Anodized) **G** (Gold Anodized) **PP** (Prime Painted)  
Special finishes available upon request



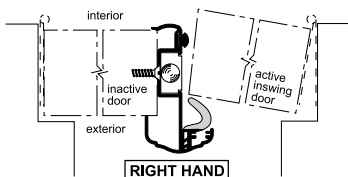
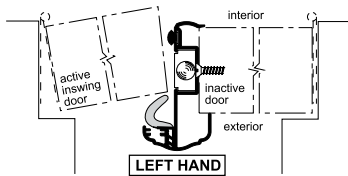
## Locking Astragals

- Weatherstripped astragals with locking spring bolts or slide bolts for 1 $\frac{3}{4}$ " inswing double doors
- Odd numbered astragals have economical smooth acting slide bolts. Slide bolts are 18" from the top/bottom for easier access. Even numbered astragals have locking spring bolts. Both have full  $\frac{3}{8}$ " diameter steel bolts with 1 $\frac{1}{16}$ " throw. In the extended and locked position, locking spring bolts cannot be easily retracted by tampering. In the retracted position, the spring loaded bolts latch firmly, preventing marking of the floor and door header trim when opening or closing the inactive door
- Styles 3493 thru 3498 come with a molded sponge neoprene bottom seal
- All feature four-way adjustable strike plate mounting for latchbolt and deadbolt
- All come with a vinyl snap-in cover strip to conceal the cutout and cover the mounting screws
- Astragal stock lengths are 80", 84", 96" and 120"
- A standard deadbolt punchout is  $\frac{3}{4}$ " x 4" at 40" on center. Punchout supplied on request only
- Punchout supplied on request only
- For non-stock astragals, specify deadbolt punchout size and center distance from top end
- Specify handing using the handing chart on page AM-8 or AM-11

### Handing Chart For Astragals

(For pages AM-8 thru AM-10)

An astragal is handed by the hand of the active door. The hand of the active door is determined by the position of the hinges on the door, when viewed from the outside (the key side)



### Slimline style with slide bolt

**3493\_S**

**3493\_V**

AVAILABLE FINISHES:  
**BDG, C, D, G, PW, SN**

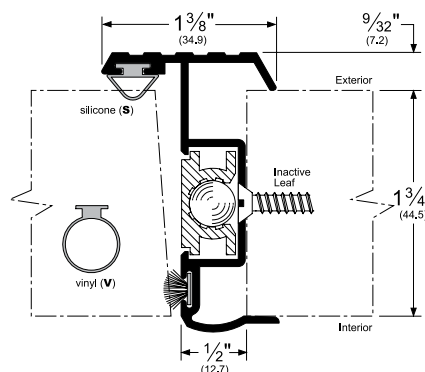
**3493** also available with 18" slide bolt (at additional cost) for easier access (specify "L" at the end of the product number for this option i.e. **3493\_VL**)

### Slimline style with locking spring bolt

**3494\_S**

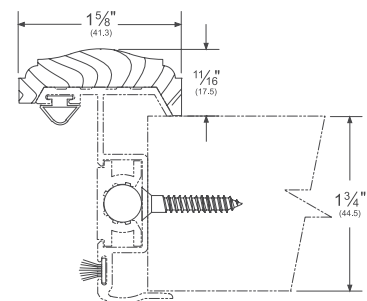
AVAILABLE FINISHES:  
**BDG, C, D, G, PW, SN**

### Slimline Style



### Oak Fascia

**OAK349-96**



- Available in 96" length only
- The oak fascia is attached to the face of 3493/3494 locking metal astragals, providing a aesthetic appearance while utilizing the mechanical advantages of the locking metal astragals
- The oak fascia is supplied unfinished to allow for custom matching

AVAILABLE FINISHES FOR PRODUCTS SHOWN ON THIS PAGE (see General Information section for finish chart)

**BDG** (Bright Dip Gold Anodized) **C** (Clear Anodized) **BL** (Black) **G** (Gold Anodized) **PW** (Painted White) **SN** (Satin Nickel Anodized)  
Special finishes available upon request



## Locking Astragals

### Colonial Style

Colonial style with slide bolt

**3495\_M**

**3495\_Q**

AVAILABLE FINISHES:  
BDG, C, D, PW, SN

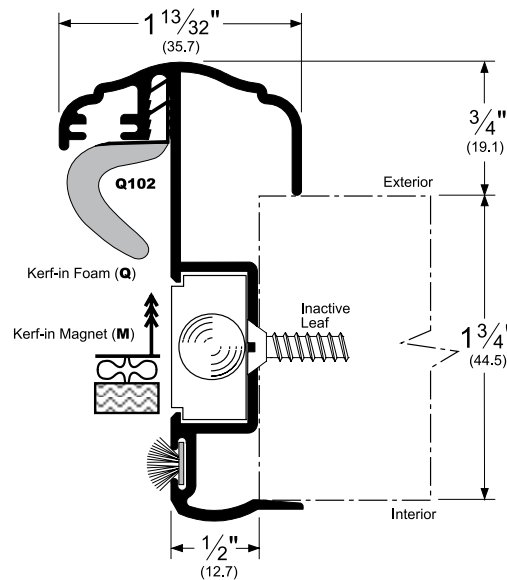
- 3495 available with 18" aluminum bar; specify "L" at the end of product number (i.e. 3498\_Q96L)

Colonial style with locking spring bolt

**3496\_M**

**3496\_Q**

AVAILABLE FINISHES:  
BDG, C, D, G, PW, SN

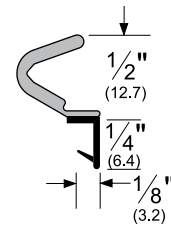


**Q108\_**

AVAILABLE FINISHES:

**BL, W**

Available with Q108 insert only upon request



### Colonial Style with Thermal Break

Colonial style with slide bolt and thermal break

**3497\_M**

**3497\_Q**

AVAILABLE FINISHES:  
BDG, C, D, PW

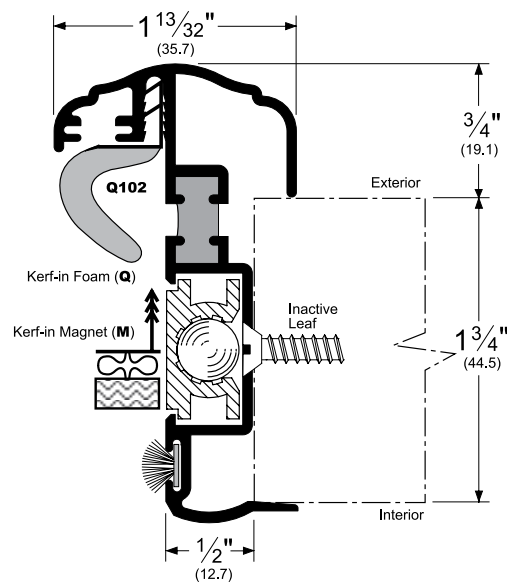
- 3497 available with 18" aluminum bar; specify "L" at the end of product number (i.e. 3497\_M96L)

Colonial style with locking spring bolt and thermal break

**3498\_M**

**3498\_Q**

AVAILABLE FINISHES:  
BDG, C, D, PW



AVAILABLE FINISHES FOR PRODUCTS SHOWN ON THIS PAGE (see General Information section for finish chart)  
BDG (Bright Dip Gold Anodized) C (Clear Anodized) D (Dark Bronze Anodized) G (Gold Anodized) PW (White) SN (Satin Nickel Anodized)  
Special finishes available upon request Kerf Colors: BL (Black) W (White)

Copyright © 2012, Pemko Manufacturing Co., an ASSA ABLOY Group company. All rights reserved.  
Reproduction in whole or in part without the express written permission of Pemko Manufacturing Co. is prohibited.

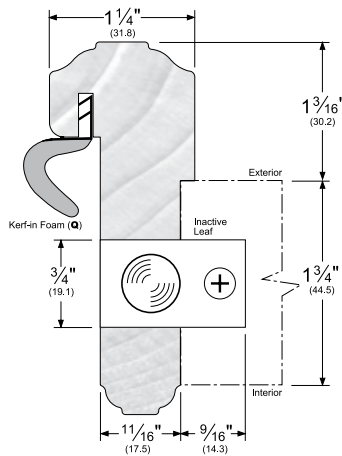
ASSA ABLOY, the global leader  
in door opening solutions

## Locking Wood Astragals

- Fir and Oak are clear, stain grade with no knots on visible surfaces
- 3481's** are supplied with a hardware kit including:  
Two (2) bright brass sliding type flush bolt assemblies

### 3481\_Q

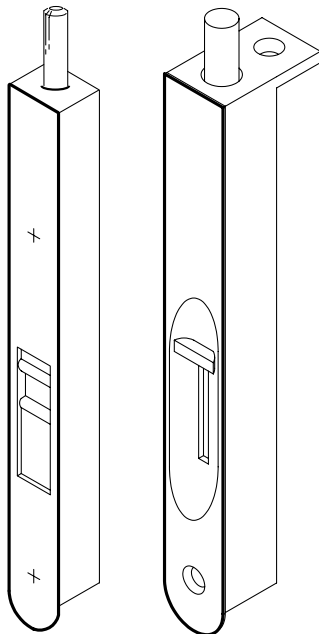
AVAILABLE FINISHES:  
**FIR, OAK**



### 3483FB

### 3481FB

- Flush bolt face plates for 3483FB are 3/4" x 7".  
Face plates for 3481FB are 3/4" x 6"
- A 3/4" x 9/16" x 1/8" notch at the top of the door is required for the flush bolt mounting flange on 3481FB
- Flush bolt assemblies for locking wood astragals can be purchased separately



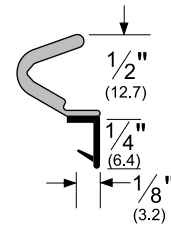
Illustrations not to scale.

(5/16" diameter x 1" long throw bolt) and one 1/2" thick sponge neoprene bottom seal with double faced adhesive for attachment (non-handed)

### Q108\_

AVAILABLE FINISHES:  
**D, W**

**3481** available with **Q108**  
insert only upon request

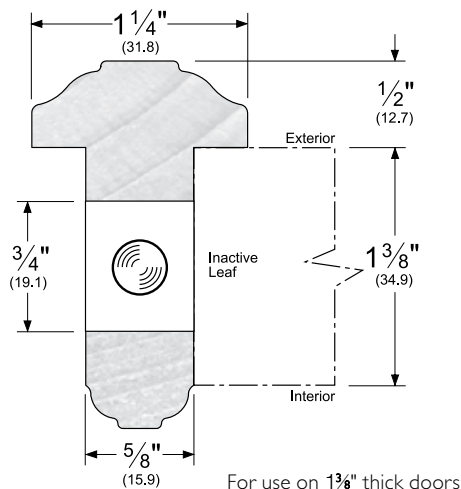


### 3483\_ (0 flush bolts)

### 34831\_ (1 flush bolt)

### 34832\_ (2 flush bolts)

AVAILABLE FINISHES:  
**FIR, OAK**



AVAILABLE FINISHES FOR PRODUCTS SHOWN ON THIS PAGE (see General Information section for finish chart)

**BDG** (Bright Dip Gold Anodized) **C** (Clear Anodized) **D** (Dark Bronze Anodized) **G** (Gold Anodized) **PW** (White) **SN** (Satin Nickel Anodized)  
Kerf Colors: **BL** (Black) **W** (White)

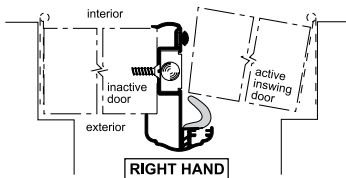
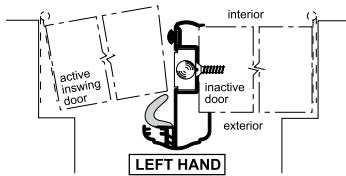
## Outswing Locking Astragals

- Weatherstripped astragals with locking spring bolts or slide bolts for 1 $\frac{3}{4}$ " outswing double doors. Slide bolts are 18" from the top/bottom for easier access
- Odd numbered astragals have economical smooth acting slide bolts. Even numbered astragals have locking spring bolts. Both have full  $\frac{3}{8}$ " diameter steel bolts with 1 $\frac{1}{4}$ " throw for improved locking strength. In the extended and locked position, locking spring bolts cannot be easily retracted by tampering. In the retracted position, the spring loaded bolts latch firmly, thus preventing marking of the floor and door header trim when opening or closing the inactive door
- All come with a vinyl snap-in cover strip to conceal the cutout and to cover the mounting screws
- All feature four-way adjustable strike plate mounting for latchbolt and deadbolt
- All styles come with a molded sponge neoprene bottom seal
- Each astragal comes complete with an installation kit and detailed instructions
- Specify punchout locations with your order
- Specify handing using the handing chart below

### Handing Chart For Astragals

(For pages AM-11 thru AM-12)

An astragal is handed by the hand of the active door. The hand of the active door is determined by the position of the hinges on the door, when viewed from the outside (the key side)



### Slimline Style

#### Slimline style with slide bolt

#### 3443\_S

AVAILABLE FINISHES:

C, D, PW

3443 available with 18" aluminum bar; specify "L" at the end of product number (i.e. 3443\_S96L)

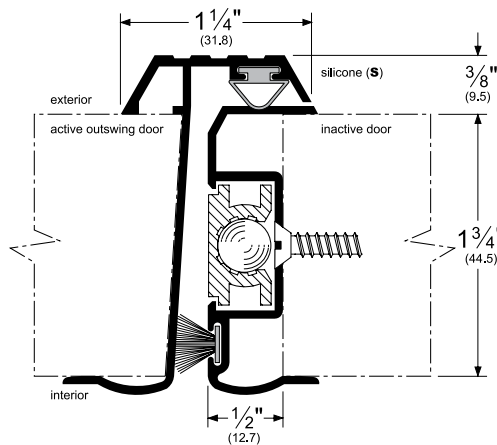
#### Slimline style with locking spring bolt

#### 3444\_S

AVAILABLE FINISHES:

C, D, PW

### Slimline Style



## Outswing Locking Astragals (Cont.)

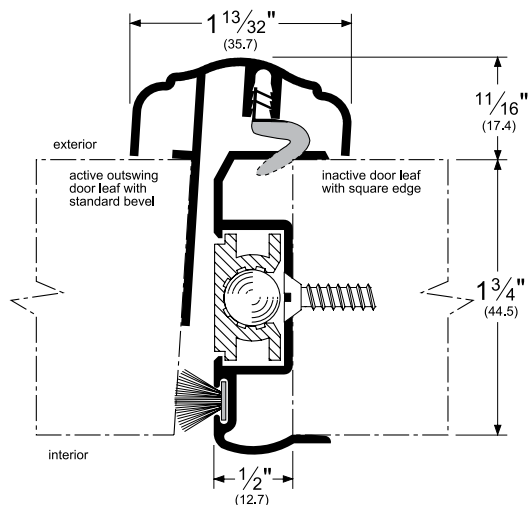
### Colonial Style

- Can be used when the active outswing door leaf has a square edge

#### Colonial style with slide bolt

**3445\_Q**

AVAILABLE FINISH:  
**PW**



#### Colonial style with locking spring bolt

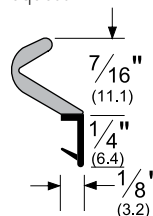
**3446\_Q**

AVAILABLE FINISH:  
**PW**

**Q107\_**

AVAILABLE FINISHES:  
**D, W**

**3445, 3446, 3447, and 3448**  
available with **Q107** insert only  
upon request.



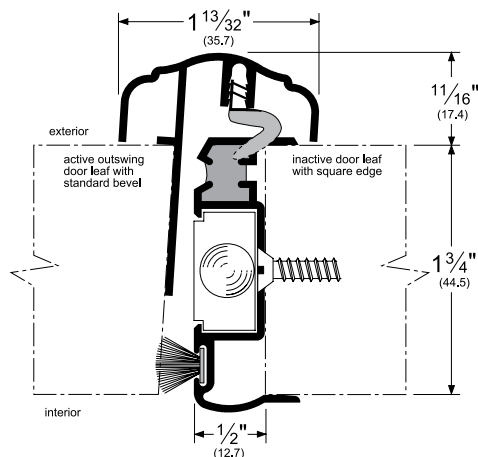
### Colonial Style with Thermal Break

- Can be used when the active outswing door leaf has a square edge

#### Colonial style with slide bolt and thermal break

**3447\_Q**

AVAILABLE FINISH:  
**PW**



#### Colonial style with locking spring bolt and thermal break

**3448\_Q**

AVAILABLE FINISH:  
**PW**

AVAILABLE FINISHES FOR PRODUCTS SHOWN ON THIS PAGE (see General Information section for finish chart)  
**BDG** (Bright Dip Gold Anodized) **PW** (Painted White) Special finishes available upon request  
Kerf Colors: **D** (Dark Brown) **W** (White)