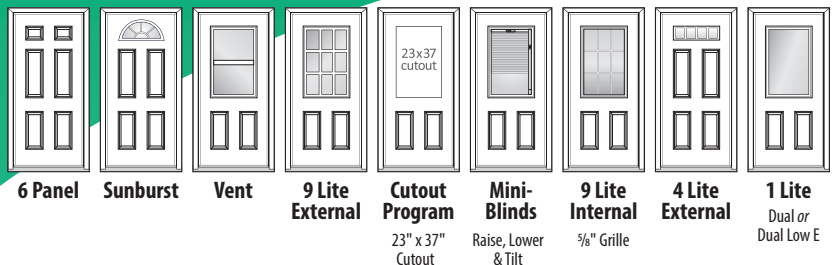


Madero MAVERICK

Fiberglass Slab | Basic Wood Frame
6/8 Inswing



Door Slab

Smooth white fiberglass door
Polyurethane core/full length wood lock block
Steel reinforced on lock side
Maintenance free – can be painted
6 panel, sunburst, vent, 9 lite external, cutout (glass options), mini-blinds, 9 lite internal, 4 lite external, 1 lite
Cutout program available
Single drill default
Optional double drill
SLAB SIZES: 2/8, 2/10 or 3/0 x 6/8

Packaging

Corner protectors (green)
Individually shrink wrapped
Installation instructions and screws

Warranty

Limited 5 year warranty



Basic Wood Frame

Prehung in white primed frame
White weatherstrip
Quality sill (wood substrate)
Quality white vinyl sweep
c/w brickmould applied
Zinc ball bearing hinges standard
White corner pad installed
JAMB WIDTH: 4 1/2" or 6 1/2"

Rough Opening

2/8 x 6/8 (34 7/16" x 82 1/8")
2/10 x 6/8 (36 7/16" x 82 1/8")
3/0 x 6/8 (38 7/16" x 82 1/8")

Inswing Only

LEFT OR RIGHT HANDING



CALGARY

T 1.866.664.7664

F 1.403.204.7665

SASKATOON

T 1.800.667.6977

F 1.306.934.7644

WINNIPEG

T 1.855.706.0200

F 1.204.594.0200

www.madero.ca

Madero
MAVERICK



Fiberglass Slab | Basic Wood Frame

Madero

Basic

Steel Slab

Basic Wood Frame



Madero

DAKOTA

Steel Slab

Basic Composite Frame



Madero

TITAN

Fiberglass Slab

Basic Composite Frame



23x37 Cutout Glass Options: (Retail Pack Glass Inserts – now available for Cutout Program)

Vent

9 Lite Internal

9 Lite External

Mini-Blinds





Dual Clear

Nouveau

Estate

Bristol

Simplicity



Dual Clear Low E

Shipping Options:



Horizontal

Door units shipped per lift

	4 1/2" Jamb	6 1/2" Jamb
Horizontal Lift	8 doors	6 doors
Vertical Lift	7 doors	6 doors

* Door units with 4 1/2" jambs and 6 1/2" jambs can be mixed on a lift. This will change the number of doors able to fit on the lift. 60" is the max height for horizontal lifts.



Vertical