

new FUSION DOOR SYSTEM

Barns - Commercial Buildings - Livestock Facilities - Sheds - Modular Buildings
Portable Shelters - Rugged Construction - Rugged Components

The Fusion Door System is a unique prefinished door unit ideal for garages, shops, quonsets and other commercial applications. The Fusion unit combines a fiberglass door slab with a hollow metal frame. Both extremely durable and easy to install, it ships complete with weatherstripping and NRP hinges. A keyed cylindrical lockset, a threshold, and a sweep are included and are easy to install on site.



SMOOTH WHITE FIBERGLASS SLAB

Flush panel design.

Made of compression moulded fiberglass to provide superior strength and durability. Pre-pigmented smooth white skin requires no painting and will not yellow.

INTERNAL WOOD LOCK BLOCK

Full length wood and steel reinforcing to prevent thermal and moisture bow. Accepts a full range of door locks and hardware.

HINGES

3 - 4 ½ X 4 square NRP (non-removable pin), ball bearing hinges in a satin chrome finish.

EXTRUDED ALUMINUM THRESHOLD (site installed)

½" Rise for handicap accessibility.

Easily installed on site directly over top of spreader pan.

WELDED SPREADER PAN

Welded to the frame to simplify unit installation.

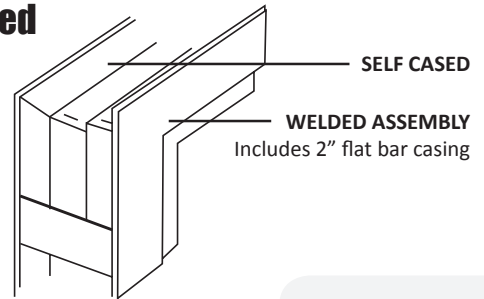
Better Built Doors since 1947

Madero INC.
Doors & Hardware




16 Gauge Standard Pressed Steel Frame

SIZES
3/0 X 6/8
AS WELDED PRESSED STEEL FRAME
Up to 5 3/4" wall thickness
Powder coat white pre-painted in factory



Fiberglass Door Features

- COMPOSITE STILES & RAILS**
Stronger than wood
Will not absorb water
- LVL REINFORCING/LOCKBLOCK**
- STEEL REINFORCING**
- CFC FREE POLYURETHANE CORE**
Environmentally friendly
Rigid core to provide structured strength
6X more energy efficient than wood doors




INSTALLED:
4 1/2" X 4" - C26D
BB Hinges - NRP

Options: Glazing

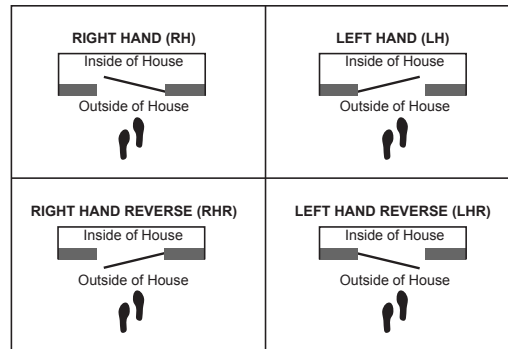


Dual Clear
PL2337-1



Dual Clear Low E
PL2337-1E

Handing Options



**Rough Opening:
For 6/8 Height**

INSWING & OUTSWING
3/0 - 40 1/4" X 82 1/4"

Installation Tip

Installation is very simple - place the unit into the rough opening, ensure it is plumb and level, and fasten through the nailing flange to the building.

Hardware Kit Included: (Not Installed)

FUSION KIT: INSWING

- Includes: Stainless Steel Knob TL53-C32D
- Bumper Threshold DS121
- Aluminum Threshold 8" AC8

FUSION KIT: OUTSWING

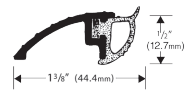
- Includes: Stainless Steel Knob TL53-C32D
- Extruded Aluminum Sweep DS138
- Aluminum Threshold 8" AC8
- 33" Vinyl Wrapped Checkchain



TL53-C32D Keyed Lockset
2 3/4" Backset complete with 4 7/8" ANSI Strike



DS138C Sweep



DS121 Bumper Threshold



DS800-Aluminum Threshold



Check Chain HD

SASKATOON

T 1.800.667.6977 F 1.306.934.7644

CALGARY

T 1.866.664.7664 F 1.403.204.7665

WINNIPEG

T 1.855.706.0200 F 1.204.594.0201

www.madero.ca