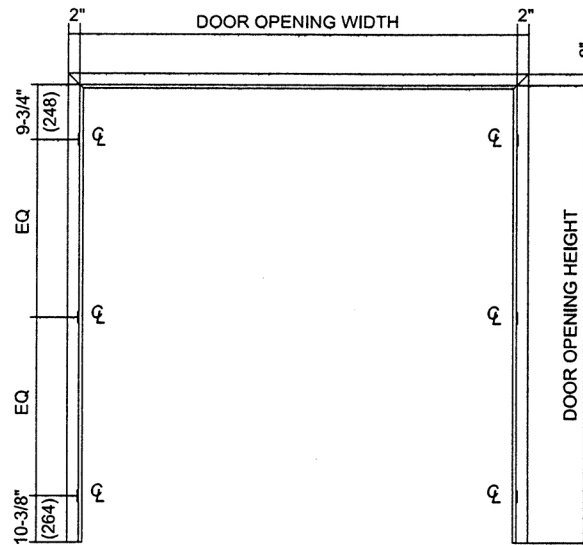
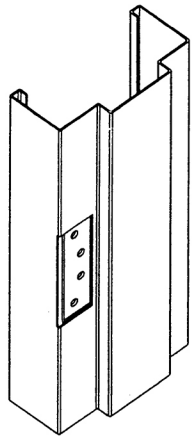
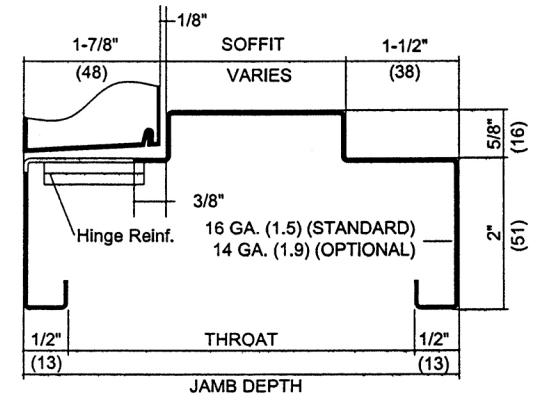


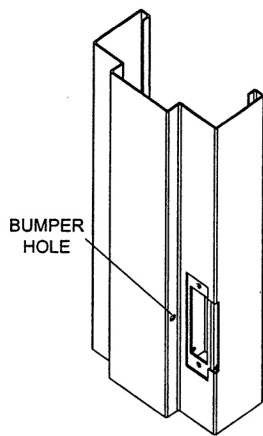
ELEV. # \_\_\_\_\_  
FOR 1-3/4" SINGLE DOOR



ELEV. # \_\_\_\_\_  
FOR 1-3/4" DOUBLE DOORS

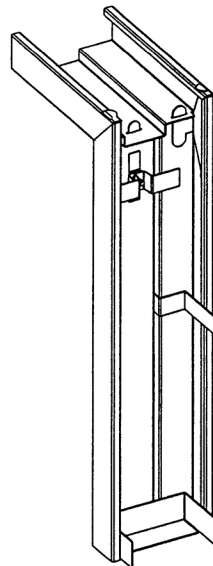


4-1/2" (114) UNIVERSAL HINGE PREPARATION  
7Ga. (4.1) REINFORCEMENT  
FOR STANDARD OR HEAVY WEIGHT HINGES  
D & T FOR #12-24 SCREW



4-7/8" (124) STRIKE PREPARATION [ANSI A155.1]  
14 Ga. (2.0) REINFORCEMENT WITH DUST BOX  
D & T FOR #12-24 SCREW

OPTIONAL  
DEADBOLT  
PREPARATION  
AVAILABLE



5-TAB  
K.D. CORNER

TENSION  
ANCHOR

CENTRE STRAP  
ANCHOR

COMBINATION  
BASE STRAP  
ANCHOR

	MODEL	THROAT	DW 16	DW 14
			JAMB DEPTH	JAMB DEPTH
STD.	DW 375	3-3/4" (95)	4-3/4" (121)	4-3/4" (121)
	DW 462	4-5/8" (118)	5-5/8" (143)	5-5/8" (143)
	DW 487	4-7/8" (124)	5-3/4" (146)	5-7/8" (149)
	DW 612	6-1/8" (156)	7-1/8" (181)	7-1/8" (181)
ENG.	MINIMUM	3-1/2" (89)	4-1/2" (114)	4-1/2" (114)
	MAXIMUM	11-1/4" (286)	12-1/4" (311)	12-1/4" (311)

Do not scale

Drawing No. DW SERIES KNOCK DOWN DRYWALL FRAMES FOR 1-3/4" DOORS Date: 05/25/10 Drawn by: LX

PROJECT:

**DAYBAR**

SHEET:

○ OF ○