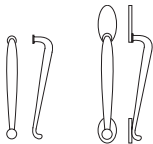
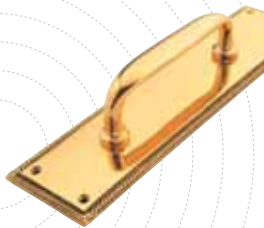


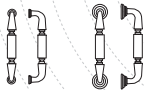
These are cast pulls and thick metal push plates — traditional style pulls and plates, but made to commercial quality standards. Heavy gauge material and high quality castings are the basis for this group. Choose from a variety of finishes shown in our price list.

Traditional *decorative pulls & plates*



Cast Pulls

Pull No.	Base Plate	CTC
RM5500	No	6"
RM5502	Yes	6 1/4"
RM5510	No	12"
RM5512	Yes	12 1/4"



Cast Pulls

Pull No.	Base Plate	CTC
RM5520	No	8"
RM5522	Yes	8"



Cast Pulls

Pull No.	CTC
RM5530	5 1/2"
RM5532	7 1/2"
RM5534	12"



Rope Border Cast Plates

Plate No.	Size
RM5596A	3" x 12"
RM5596B	3 1/2" x 15"



Plain Cast Plate - 3/16" Thick

Plate No.	Size
RM5598B	3 1/2" x 15"



Heavy Plates - .090" Thick

Plate No.	Size
RM5590A	3" x 12"
RM5590B	3 1/2" x 15"
RM5590C	4" x 16"



Heavy Plates - .090" Thick

Plate No.	Size
RM5592A	3" x 12"
RM5592B	3 1/2" x 15"
RM5592C	4" x 16"



Heavy Plate - .090" Thick

Plate No.	Size
RM5594B	3 1/2" x 15"