

9600-MO/ME/VE (5 PLY)

HOLLOW CORE, FOR INTENSIVE USE

1 STILES: 1/8" (3 mm) hardwood or thick veneer, longitudinally laminated by hot pressing with type 1 structural glue, as per ASTM-D5456-93 (LVL FSC) or laminated strand lumber (LSL), including a **7/8" (22 mm)** piece of hardwood, for a total width of **1 3/16" (30 mm)**:

MO: Manufacturer's choice.

ME: Matched with faces.

VE: Covered with 1/32" (0.7938 mm) wood veneer, matched with faces.

2 TOP AND BOTTOM RAILS: 1 3/16" (30 mm) in wood or SCL, (LVL FSC) or (LSL), manufacturer's choice.

3 CORE: 4 3/4" (120 mm) honeycomb (100% recycled).

4 FACES: Wood veneer (choice of face veneers; 2 ply plywood), hardboard panel or plastic laminate glued to composite crossband. Available NAUF/FSC.

LOCK BLOCK: Lock materials manufacturer's choice. Low-density wood parts 4 1/4" (108 mm) wide x 20" (508 mm) long (including stile).

GLUE: Type 1 PVA Cross-link (NAUF).

INTERIOR USE

WARRANTY: 3 years.

OPTIONS

| Lock block on both sides.

| Wood veneer glued to plywood veneer (3 ply plywood) (7 ply door).

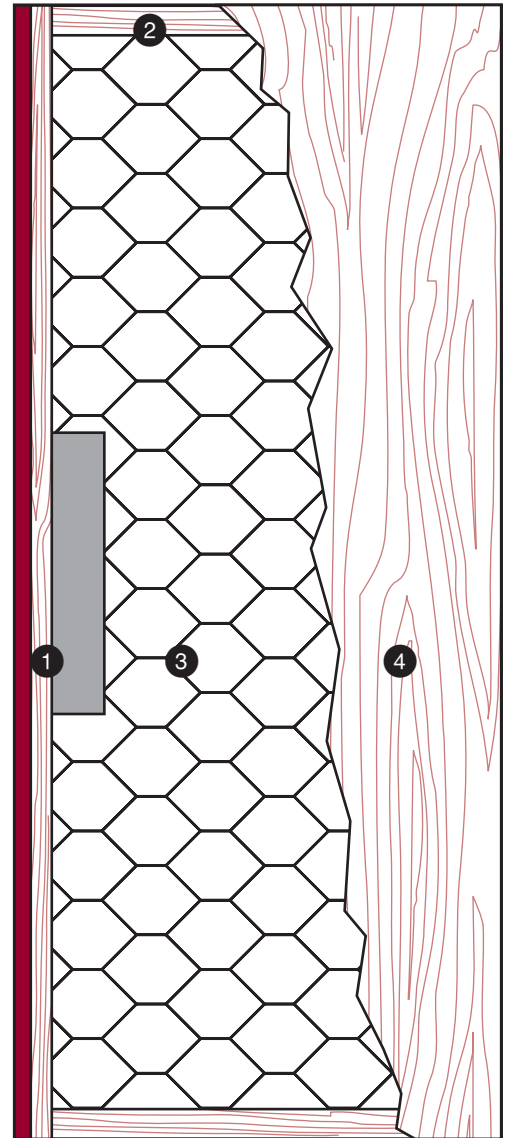
| * To get M.R. 4.1/4.2, specify 2 ply faces or recycled hardboard panel.

| ** To get M.R. 7.0, specify FSC faces.

| *** To get I.E.Q. 4.4, specify NAUF or NAUF/FSC faces.

NOTE

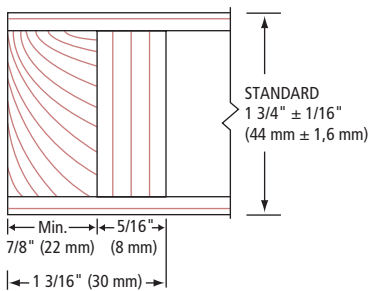
| Dimensions are nominal before trimming.



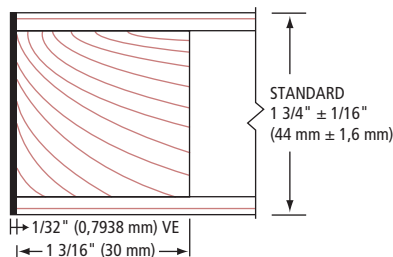
Standards meet or exceed:
A.W.S. section 9, October 1, 2009;
W.D.M.A. 1.S.1A-04
and CSA 0132.2 90

LEED ELIGIBLE CREDITS	M.R.		I.E.Q.				
	4.1	4.2	5.1	5.2	6.0	7.0	4.4 (NAUF)
	*	*	✓	✓		**	***

1 STILES MO/ME



1 STILES VE



2 RAILS

