



# PC520-MO/ME/VE-AF (5 PLY)

## AGRIFIBRE CORE FOR INTENSIVE USE

**1 STILES:** Hardwood or structural composite lumber (SCL), including a **7/16" (11 mm)** piece of hardwood, for a total width of **1 3/16" (30 mm)**:

**MO:** Manufacturer's choice.

**ME:** Matched with faces.

**VE:** SCL covered with 1/32" (0.7938 mm) of wood veneer, matched with faces.

**Bonded to core.**

**2 TOP AND BOTTOM RAILS:** **1 3/16" (30 mm)** in wood or SCL, (LVL FSC) or laminated strand lumber (LSL), manufacturer's choice. **Bonded to core.**

**3 CORE:** Agrifibre (NAUF). **Neutral FSC.**

**4 FACES:** 2 ply wood veneer (choice of face veneers), hardboard panel or plastic laminate glued to composite crossband. Available NAUF/FSC.

**LOCK BLOCK:** Integrated.

**GLUE:** Type 1 PVA Cross-link (NAUF).

**INTERIOR USE**

**WARRANTY: LIFETIME**

### OPTIONS

| For 3 ply plywood, specify PC7-MO/ME/VE-AF (7 ply door).

| \* M.R. 5.1/5.2 according to project localisation. Contact us.

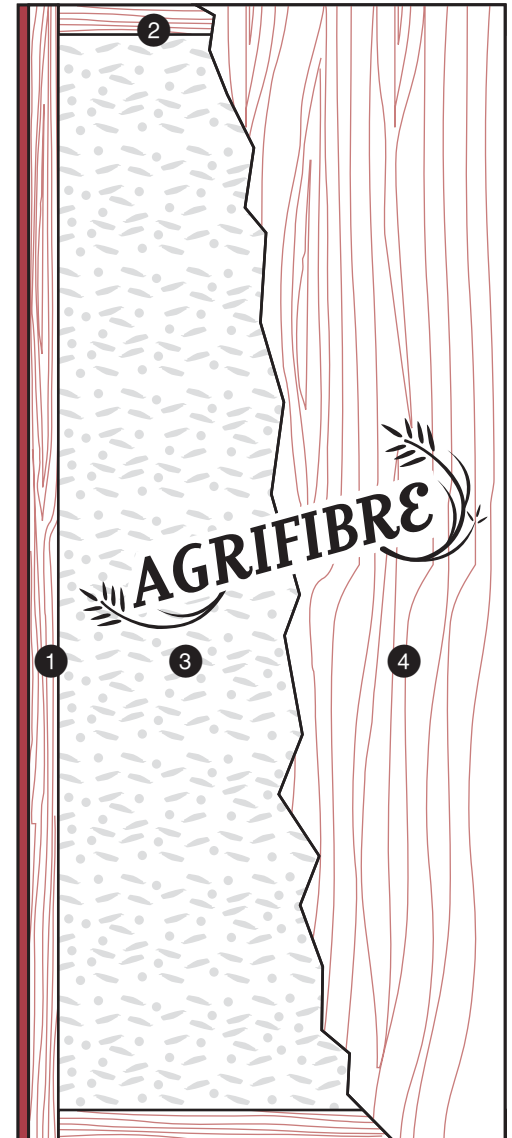
| \*\* To get M.R. 7.0, specify FSC faces.

| \*\*\* To get I.E.Q. 4.4, specify NAUF or NAUF/FSC faces.

### NOTE

| Specify when M.R. 6.0 is required.

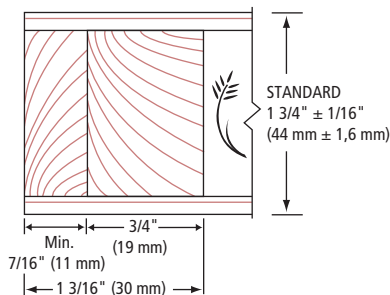
| Dimensions are nominal before trimming.



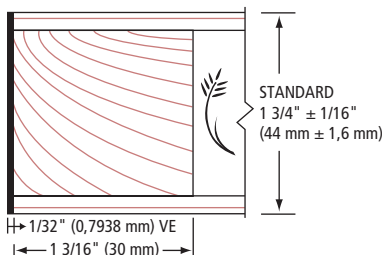
LEED ELIGIBLE CREDITS	M.R.		I.E.Q.	
	4.1	4.2	5.1	5.2
✓	✓	*	*	✓
				**
				***

Standards meet or exceed:  
A.W.S. section 9, October 1, 2009;  
W.D.M.A. 1.S.1A-04  
and CSA 0132.2 90

### 1 STILES MO/ME



### 1 STILES VE



### 2 RAILS

