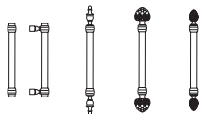


Create a unique pull by combining any of the three grip styles with one of the four finial styles. Grips are available in $\frac{3}{4}$ " diameter with 6" center to center and 1" diameter with 10" center to center with appropriately sized finials in all designs. Standard lengths are shown, but custom lengths are readily available. Add base plates for an extra decorative feature. These traditional styles incorporate our commercial quality mounting systems that will endure heavy traffic.

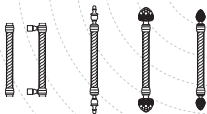
Classic finial door pulls



Plain Grip

Pull No.	Diameter	CTC	Base Plate
RM5600	$\frac{3}{4}$ "	6"	No
RM5610	$\frac{3}{4}$ "	6"	Yes
RM5650	1"	10"	No
RM5660	1"	10"	Yes


Up to 36" CTC available.



Rope Grip

Pull No.	Diameter	CTC	Base Plate
RM5602	$\frac{3}{4}$ "	6"	No
RM5612	$\frac{3}{4}$ "	6"	Yes
RM5652	1"	10"	No
RM5662	1"	10"	Yes

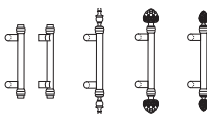
Up to 36" CTC available.



Fluted Grip

Pull No.	Diameter	CTC	Base Plate
RM5604	$\frac{3}{4}$ "	6"	No
RM5614	$\frac{3}{4}$ "	6"	Yes
RM5654	1"	10"	No
RM5664	1"	10"	Yes

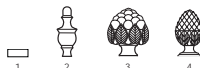
Up to 36" CTC available.



Plain Offset

Pull No.	Diameter	CTC
RM5670	1"	10"

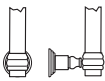
Up to 36" CTC available.



Finial Style Number (example: RM5650-4)

Suffix	Finial Style
1	Plain
2	Urn
3	Berry
4	Pinecone

Base Metal: Brass



Optional Base Plate

Diameter
$1\frac{1}{2}$ "



Many finishes available

Specifying Information

1. Select style pull number
2. Suffix finial number to pull number

Example: RM5660-2