

# 8300 Narrow Design Mortise Lock Exit Device

80 Series

**SARGENT®**

**ASSA ABLOY**



**8300 Series  
Narrow Design Mortise Lock Exit Device**

### 8300 Features

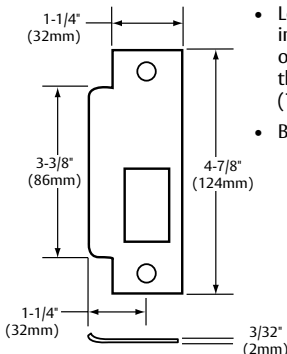
- Designed for standard width stiles with a narrow design look
- Through-bolted trim for quiet operation and security
- Single door applications
- Double door applications with Mortise Lock x Vertical Rod Device
- UL Fire and Panic listed

### Specifications for 8300 Mortise Lock Exit

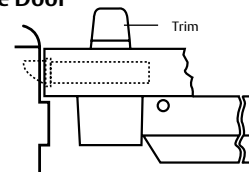
Door Types	Wood or metal 1 3/4" (44mm) minimum thickness. For doors over 1-3/4" to 2-1/4" thick, specify thickness and order as 31-Option 4-1/2" (114mm) minimum stile
Rail sizes as determined by door width	Rails are available in 4 sizes, use door width to determine size needed. Rails will be factory cut to size, if door width is supplied <ul style="list-style-type: none"> <li>• E Rail for 24" to 32" door widths, No cutting required for 32" door</li> <li>• F Rail for 33" to 36" door widths, No cutting required for 36" door</li> <li>• J Rail for 37" to 42" door widths, No cutting required for 42" door</li> <li>• G Rail for 43" to 48" door widths, No cutting required for 48" door</li> </ul>
Strike	C908 Standard Black Nylon Coated – ANSI Prep A115.1 Optional Strikes – 815 Open Back Strike or 908 Flat Lipped Strike with Black Nylon
Dogging Feature	Hex key dogging standard on non fired rated devices; specify 16- for cylinder dogging (#41 cylinder supplied)
Electric Options	AL- Alarm BT- Beacon™ PL- SARGuide Photoluminescent Coated TL- SARGuide Illuminated Touchpad 53- LX Latchbolt Monitor 54- Outside Lever Monitoring 55- Request-to-Exit Signal - Rail Monitoring 56- Remote Latch Retraction 57- Delay Egress & Electromagnets 58- Electric Dogging 59- Electroguard – Self Contained Delayed Egress
Mounting Fasteners	Supplied standard with wood and machine screws Available with through-bolts and mortise(sex) nuts
Latch Bolt	Brass Nickel Plated, 3/4" (19mm) throw, anti-friction
Guarded/Deadlatch	Brass, sliding type
Device Centerline from Finished Floor	41" (1041 mm) for Standard Applications
Center Case Dimensions	8-5/16" (211mm) x 1-1/16" (27mm)
Projection	Pushbar Neutral – 3" (76mm) Pushbar Depressed – 2-1/8" (54mm)
Fire Exit Hardware	See Chart – Page 3

### C908 Standard Strike

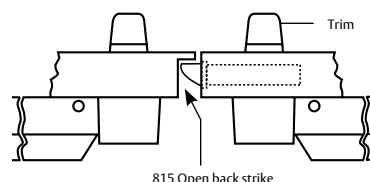
- Curved lip ANSI A-115.1
- Handed. 1-1/4" (32mm) lip standard
- Longer lips in increments of 1/4" (6mm) through 2-7/8" (73mm) available
- Black nylon coated



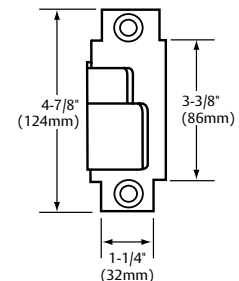
### Single Door



### Pair of Doors



### 815 Open Back Strike



- ANSI A-115.14 Open Back
- Beveled 1/8" (3mm) in 2" (51mm)
- Specify hand of active door
- Black nylon coat
- "B" label

# 8300 Narrow Design Mortise Lock Exit Device

## 80 Series

**SARGENT®**  
**ASSA ABLOY**

**How to order:** Options 11- Series 83 Function 13 Rail Lgth F Trim ETL Hand RHR Outside Finish 26D Inside Finish 32D Door Width 36"

**Options**  
**8300**

### 700 Series ET Trim



Exits with ET Trim, specify lever design after the ET designation (e.g., ETL)

### Lever Designs for ET Controls

A, B, E, F, J, L, P, W  
Also available with Coastal Series & Studio Collection Levers

### ET Designation with Suffix (Used to order ET without device)

8300 Series: 704, 710, 713, 715, 740, 743, 744, 773, 774, 775 & 776

### Freewheeling Trim

The lever rotates when the door is locked preventing excessive force from being applied to the horizontal lever

### Electrified ET Trim and Electrified Mortise Locks

Voltage must be specified for the following functions: 73, 74, 75 and 76. Specify: 12VDC or 24VDC

SARGENT Function Numbers	ANSI Function Numbers	Description & Cylinder Info (1-3/4" Door)	ANSI Type 10 8300 Panic & Fire
04	03	Night Latch Key Retracts Latch #46 Cylinder Supplied	8304 x ET_
10	01	No outside operation (No Cylinder)	8310
10	02	No outside operation (No Cylinder) ET Control is used as Pull Only	8310 x ET_
13	08	Key Outside Unlocks/locks Trim #41 Cylinder Supplied	8313 x ET_
15	14	Passage Only (No cylinder)	8315 x ET_
40	02	Freewheeling Trim - No outside operation (No Cylinder) Dummy Trim	8340 x ET_
43	08	Freewheeling Trim - Key Outside Unlocks/locks Trim #41 Cylinder Supplied	8343 x ET_
44	03	Freewheeling Trim - Key Retracts Latch For 1-3/4" Door #46 Cylinder Supplied	8344 x ET_
75++		Electrified ET Trim - Fail Safe Power Off, Unlocks Lever, Key Retracts Latch For 1-3/4" Door #46 Cylinder Supplied	8375 x ET_
76**		Electrified ET Trim - Fail Secure Power Off, Locks Lever, Key Retracts Latch For 1-3/4" Door #46 Cylinder Supplied	8376 x ET_

**Note:** Exit devices are available in all standard finishes, except 14, 15, 26 & 26D. With these finishes, exit devices are supplied in 32 or 32D to match accordingly. 26 or 26D is automatically supplied when 32 or 32D is specified. For nickel finishes, specify 14/32 or 15/32D to receive nickel finished trims and stainless exit devices.

++ 75 Function without cylinder is available as a 73 Function  
\*\* 76 Function without cylinder is available as a 74 Function

### Mechanical Options:

12-  
16-  
19-  
23-  
\*31  
36-  
37-  
43-  
53-  
54-  
55-  
56-  
56-HK-  
57-  
58-  
59-  
BC-59-  
76-  
85-  
86-  
87-  
AL-  
BT-  
LD-  
SC-  
TL-

### Cylinder Options:

10-  
10-21-  
10UL-  
10-63-  
11-  
11-21-  
11-60-  
11-63-  
11-64-  
11-70-7P-  
11-72-7P-  
11-73-7P-  
11-65-73-7P-  
21-  
22-  
51-  
52-  
60-  
63-  
64-  
70-  
72-  
73-  
65-73-  
65-73-7P-  
73-7P-  
81-  
82-  
F1-82-  
83-  
F1-83-  
84-  
BR-  
LC-  
\*SC-  
\*SE-

### Pull & Thumb Piece Trim Section

### Trim designations

- Use three letter designations (Ex "PTB") when ordering the Exit Device with trim
- Use the six digit designation (Ex "866-MAL") when ordering trim without an Exit Device, always specify finish & hand

### Series

SARGENT Function Numbers	ANSI Function Numbers	Description & Cylinder Info. (1-3/4" Door)	814-FLL	814-FLW	814-MAL	814-PTB	814-ST5	8300 Panic & Fire
04	03	Night Latch-Key Retracts Latch #41 Cylinder Supplied						8304 x Trim Designation
10	02	No O/S Operation or Cylinder (Pull Only)	810-FLL	810-FLW	810-MAL	810-PTB	810-ST5	8310 x Trim Designation
28	15	Passage Only (No cylinder)	828-FLL	828-FLW	828-MAL	828-PTB	828-ST5	8328 x Trim Designation
63	05	Key Outside Unlocks/locks Trim #41 Cylinder Supplied	866-FLL	866-FLW	866-MAL	866-PTB	866-ST5	8363 x Trim Designation

**Note:** Thumb Piece Trims used with Mortise Lock Exit Devices are handed.

**Note:** Thumb piece trims for 63 function devices are identified as 66 function when trim is ordered separately.

**Note:** FLW trim is not available in 32(629) or 32D(630)

\* Options are not available with the following functions: 04, 44, 75 & 76

\*\* For SC- & SE- options contact factory for availability

### Available Finishes

SARGENT Finishes	BHMA Finishes
03	605
04	606
09	611
10	612
10B	613
10BE	613E
10BL	614
14	618
15	619
20D	624
26	625
26D	626
32	629
32D	630

Copyright © 1998-2014, Sargent Manufacturing Company, an ASSA ABLOY Group company. All rights reserved. Reproduction in whole or in part without the express written permission of Sargent Manufacturing Company is prohibited.

90641P6/1/14