



AF45-MO/VE NEUTRAL PRESSURE (5 PLY)

45 MINUTE FIRE-RESISTANT DOOR, AGRIFIBRE CORE FOR INTENSIVE USE

1 STILES: Special construction compliant with W/H label requirements. High-density mineral and/or SCL and untreated hardwood and/or SCL (minimum of 1 7/16"/37 mm):

MO: Manufacturer's choice.

VE: Covered with 1/32" (0.7938 mm) of wood veneer, matched with faces.

Bonded to core

2 TOP AND BOTTOM RAILS: Special construction compliant with W/H label requirements. High-density mineral or SCL (minimum 2"). **Bonded to core**

3 CORE: Low combustible agrifibre. Density of 28-32 lbs per cubic foot. **Neutral FSC (NAUF).**

4 FACES: Wood veneer (choice of face veneers; 2 ply plywood), hardboard panel or plastic laminate glued to composite crossband. Available NAUF/FSC.

GLUE: Type 1 PVA Cross-link (NAUF).

MAXIMUM DIMENSIONS: 4' x 10' (single), 8' x 8' or 6' x 10' (double).

NOTE: Max. 3/4" (19 mm) cut allowed at bottom of door upon installation (see NFPA 80).

INTERIOR USE

WARRANTY: LIFETIME

For technical information, please consult our "AF45 Technical Specification" sheet.

OPTIONS

Positive pressure available (PP) or AF45-MO/VE (PP).

Hardware reinforcements.

Thickness up to **2 1/4"**.

Wood veneer glued to plywood veneer (3 ply plywood) (7 ply door).

* M.R. 5.1/5.2 according to project localisation. Contact us.

** To get M.R. 7.0, specify FSC faces.

*** To get I.E.Q. 4.4, specify NAUF or NAUF/FSC faces.

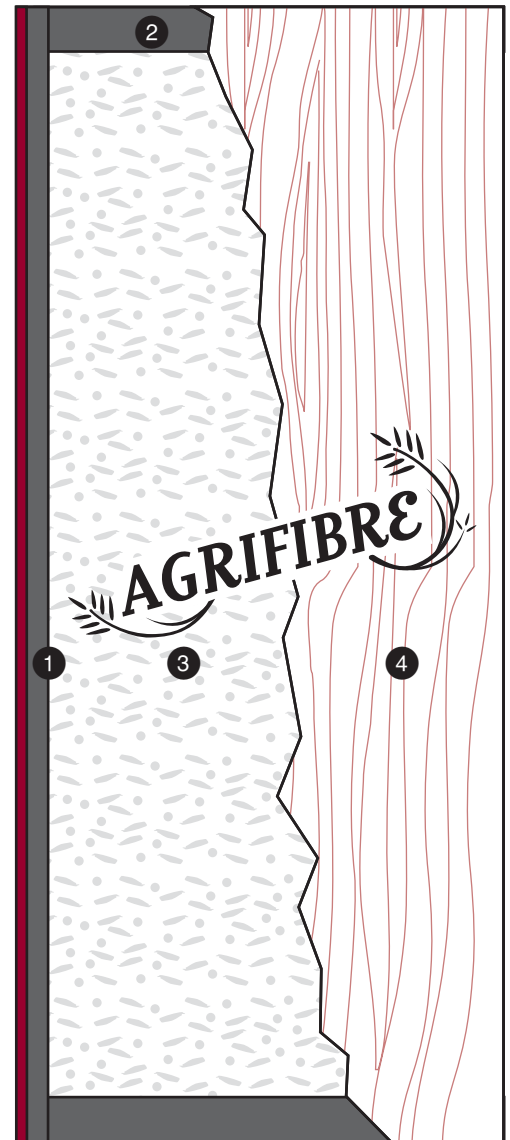
WARNING

Pre-machining must be done in factory or by an authorized distributor in order to maintain our warranty and comply with W/H requirements (see NFPA 80).

Certain applications may require hardware reinforcement. Pilot holes required.

NOTE

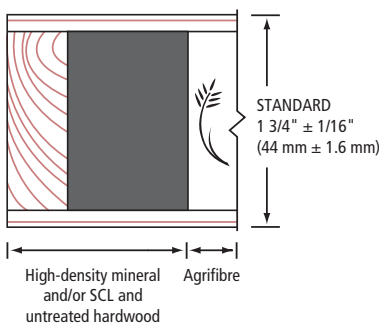
Dimensions are nominal before trimming.



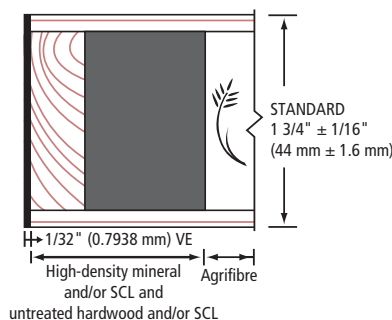
LEED ELIGIBLE CREDITS	4.1		4.2		M.R.		I.E.Q.	
	4.1	4.2	5.1	5.2	6.0	7.0	4.4 (NAUF)	
			*	*	✓	**	***	

Standards meet or exceed:
A.W.S. section 9, October 1, 2009;
W.D.M.A. 1.S.1A-04
and CSA 0132.2 90

1 STILES MO



1 STILES VE



2 RAILS

